

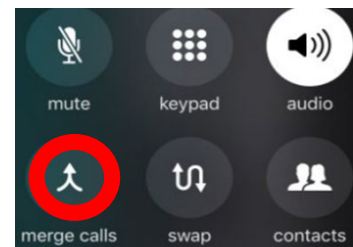
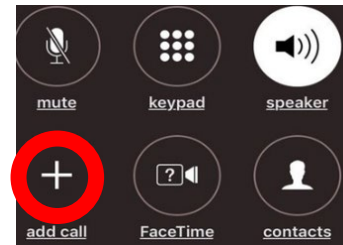


SMP Faculty Support – Tools for Teaching Virtual Learners

Connection Options:

Cell phone

- Call the learner, from the call screen choose 'add call' to phone the patient.
- When the third person answers, a Merge icon will appear, select it to connect all 3 participants.
- To disconnect: (1) the Send key will disconnect the last to join the call; (2) the End key will hang up on all parties.



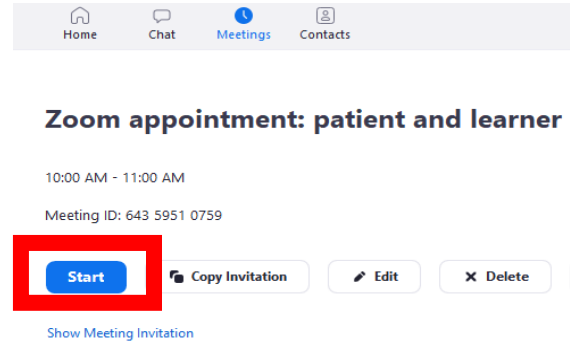
Home phone

- Call the learner and ask them to hold.
- On your phone press the link or flash button for one second.
- Once you hear 3 short beeps followed by a dial tone, call the patient.
- When the patient answers press the link/flash button again to connect all three parties.
- If the patient's line is busy or not answered press the link/flash twice to return to the learner who is on hold.




Zoom

- MOA can invite learner at appointment set up.
- Invite the learner day of with 'copy invitation' then paste into an email or text.



Doxy.me

- Start a call with the first participant.
- Click "start call" in the Patient Queue.
- Click "group call" from the menu on the left.
- Choose "add patient to current call."



[Watch video tutorial](#)

Options how to incorporate a virtual learner:

Suggested day schedule for in office or virtual care;

- Shadow you for first two patients.
- Choose an appropriate patient for student to take history while you see your next patient.
- Rejoin student ask them to summarize history, if appropriate observe them doing part of clinical exam.
- Have them scribe/type while you take history, ask them to do exam.
- Switch roles next patient.
- Go back to them calling/seeing patient to take history on own while you see next patient. Suggest reading around interesting patient diagnosis.